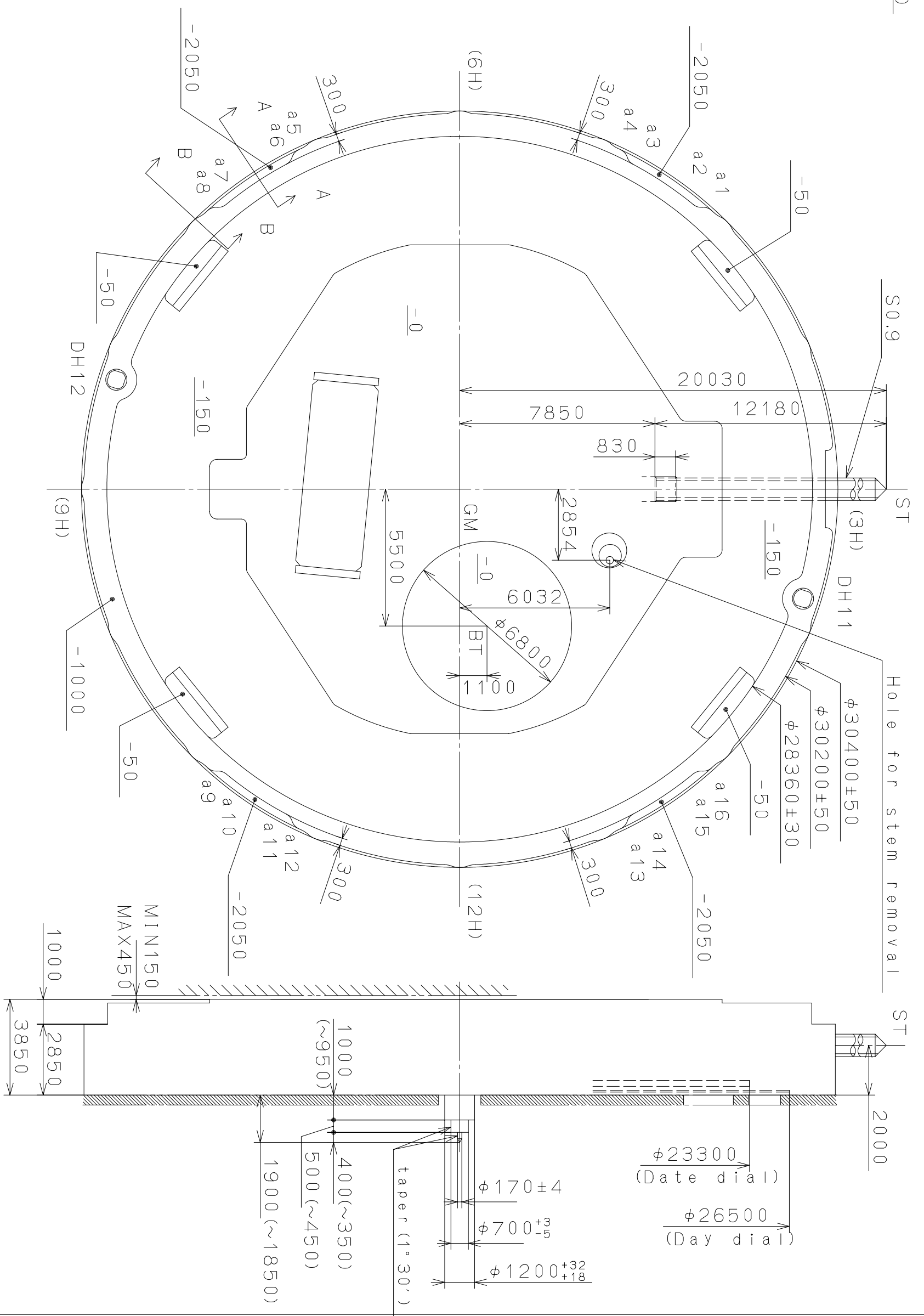


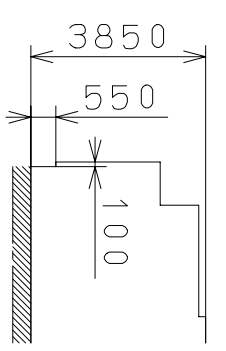
DH11~DH12=28969 (±20)

Coordinates

記号	X	Y	R
GM	0	0	—
DH11	4400	13800	425
DH12	-4400	-13800	425
a1	-10831	9791	500
a2	-11827	9707	500
a3	-13494	7212	500
a4	-13190	6259	500
a5	-13190	-6259	500
a6	-13494	-7212	500
a7	-11827	-9707	500
a8	-10831	-9791	500
a9	10830	-9791	500
a10	11827	-9707	500
a11	13494	-7212	500
a12	13190	-6259	500
a13	13190	6259	500
a14	13494	7212	500
a15	11827	9707	500
a16	10830	9791	500



Section A-A



Section B-B

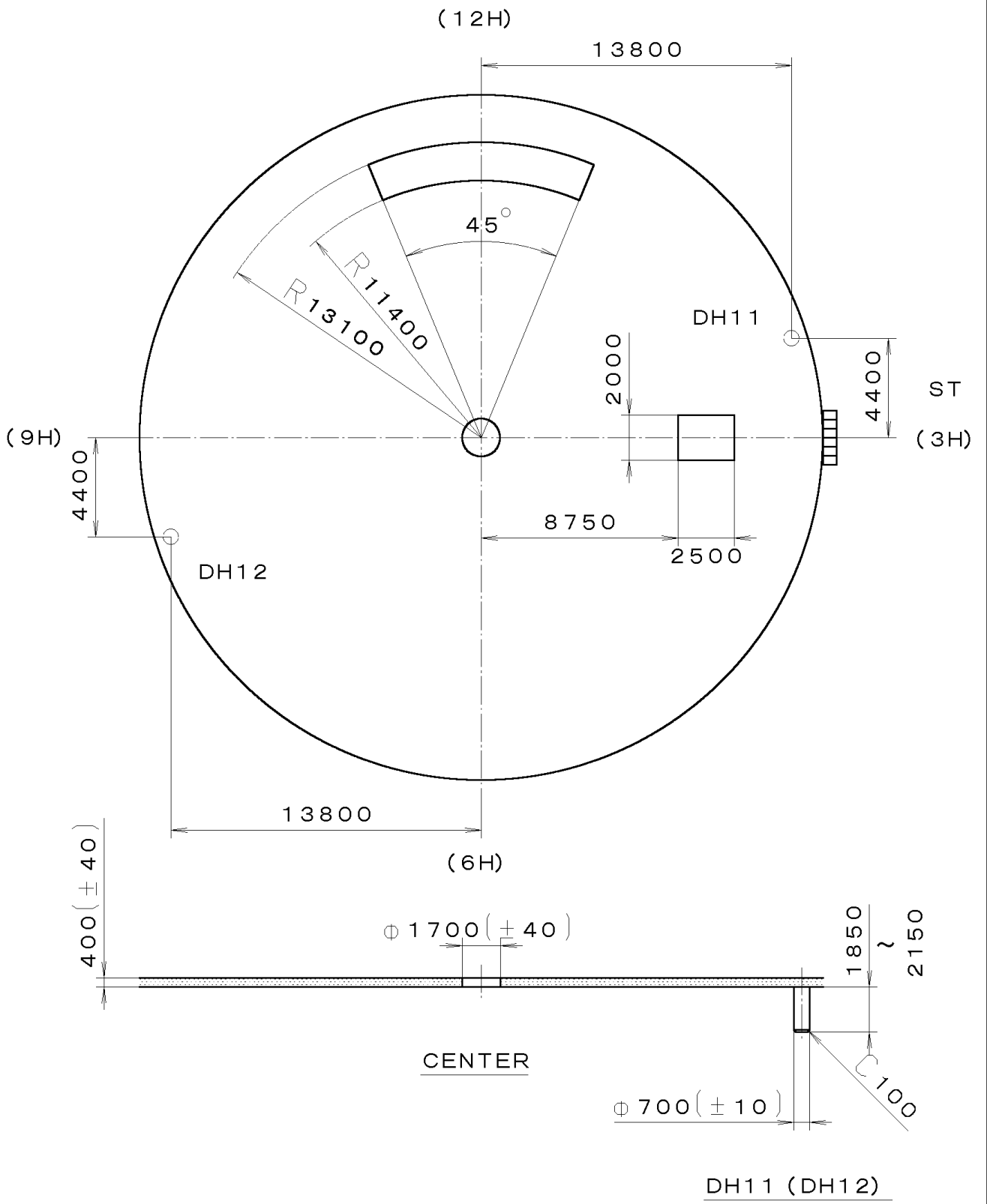
△	Quantity	Cal. NO.: 6M55
△	Unit	1 / 1000 mm
△	Scale	6 / 1
△	Date	Name
△	Drawn	T. Hiruta
△	Checked	
△	Approved	
△	Description	Frame for Case
△	Alterations	Drawings No.: 6M55C000
△	Material	
△	Heat Treatment	
△	Hardness	
△	Plating	
△	General Tolerances	
△	Dimensions	
△	Angles	

MIYOTA

CITIZEN WATCH CO., LTD. TOKYO, JAPAN

This drawing is provisional and subject to our reconfirmation and/or revision without notice.

*** T I P W (01) *** (2100 1121) 01-01-11



7		Quantity		Cal. No. :	6M55-00A
6		Unit	1/1000 mm	Parts:	
5		Scale	4:1	Name:	Indications for Dial
4		Date		Drawing No. :	
3		Drawn			
2		Checked	T. Hiruta		
1		Approved			
Material					
Heat Treatment		General Tolerances			
Hardness		Dimensions			
Plating		Angles			